



Introduction

T. Maugey

About Digital
Images

Digital Image
Processing

Course Overview

Reference

Master SIF - REP (Part 0)

Digital Image Processing: Introduction

Thomas Maugey
thomas.maugey@inria.fr



Université
de Rennes

Inria

Fall 2023



Table of Contents

Introduction

T. Maugey

About Digital
Images

Digital Image
Processing

Course Overview

Reference

- 1 About Digital Images
- 2 Digital Image Processing
- 3 Course Overview
- 4 Reference



Table of Contents

Introduction

T. Maugey

About Digital
Images

Digital Image
Processing

Course Overview

Reference

- 1 About Digital Images
- 2 Digital Image Processing
- 3 Course Overview
- 4 Reference



What's an image?

Introduction

T. Maugey

About Digital
Images

Digital Image
Processing

Course Overview

Reference

Definition

An image (from Latin: imago) is an artifact that depicts visual perception (..), that has a similar appearance to some subject, (..), thus providing a depiction of it. [Wikipedia]



picture



satellite picture




drawing



360°



hologram



pointcloud



Digital image

Introduction

T. Maugey

About Digital
Images

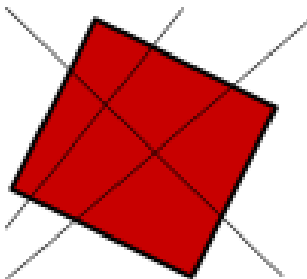
Digital Image
Processing

Course Overview

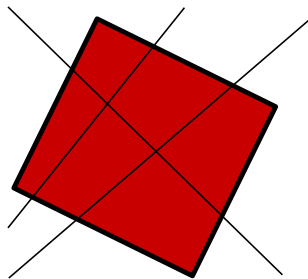
Reference

Definition

A digital image is a numeric representation, normally binary, of a two-dimensional image. (..) It may be of vector or raster type [Wikipedia]



Raster or bitmap image (4Ko)



Vector image (3Ko)



Digital image

Introduction

T. Maugey

About Digital Images

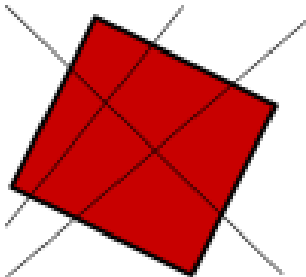
Digital Image Processing

Course Overview

Reference

Definition

A digital image is a numeric representation, normally binary, of a two-dimensional image. (..) It may be of vector or raster type [Wikipedia]



Raster or bitmap image (4Ko)

```
%%Page: 1 1
%%BeginPageSetup
%%PageBoundingBox: 0 -1 151 136
%%EndPageSetup
q 0 -1 151 137 /rectclip q
0.784314 0 0 rg
44.785 129.739 m 133.973 85.856 | 92.41 1.38 | 3.223 45.262 | h
44.785 129.739 m f
0 g
2.153469 w
1 J
1 j
[] 0 0 d
4 M q 1 -0.492004 -0.492004 -1 0 135.949997 cm
38.517 -12.74 m 127.706 -12.738 | 127.706 71.739 | 38.517 71.737 | h
38.517 -12.74 m S Q
0.8 w
0 J
0 j
q 1 0 0 -1 0 135.949997 cm
0.715 135.648 m 150.219 7.156 | S Q
q 1 0 0 -1 0 135.949997 cm
0.312 110.594 m 88.398 0.691 | S Q
q 1 0 0 -1 0 135.949997 cm
0.312 0.285 m 137.289 134.031 | S Q
Q Q
showpage
%%Trailer
end restore
%%EOF
```

Vector image (3Ko)



Bitmap Digital Image

Introduction

T. Maugey

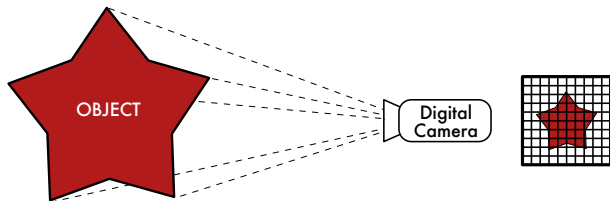
About Digital Images

Digital Image Processing

Course Overview

Reference

This course will mainly focus on the **Bitmap Digital Image**. They are usually captured by digital cameras.

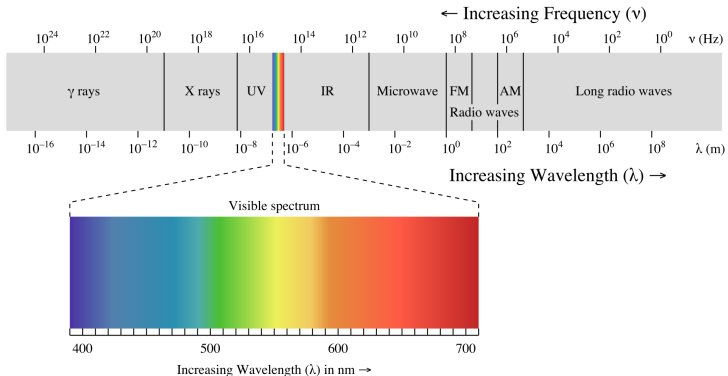


But not only ...



Where do digital images come from ?

The system depends on the type of electro-magnetic activity that is captured.





γ -rays imaging ($\lambda < 10^{-11}$ m)

Introduction

T. Maugey

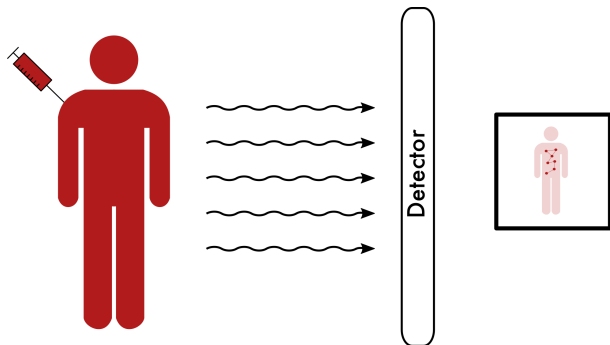
About Digital
Images

Digital Image
Processing

Course Overview

Reference

Injection of an isotope that is radioactive during a certain period.





Example of γ -rays captures

Introduction

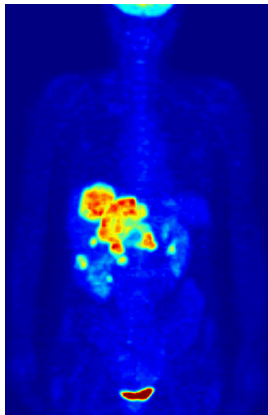
T. Maugey

About Digital
Images

Digital Image
Processing

Course Overview

Reference



PET-scan



Transport security



X-ray imaging ($10^{-11} < \lambda < 10^{-8}$ m)

Introduction

T. Maugey

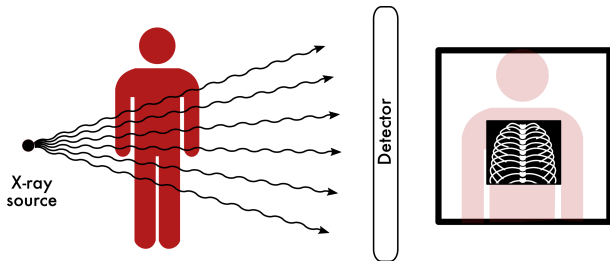
About Digital
Images

Digital Image
Processing

Course Overview

Reference

Emission of a X-ray source, and capture of the non-absorbed rays.





Example of X-ray capture

Introduction

T. Maugey

About Digital
Images

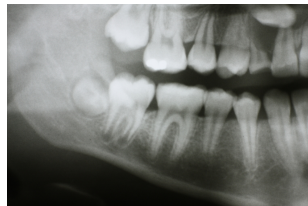
Digital Image
Processing

Course Overview


Reference



Bones



Teeth



Airport security



Computed tomography imaging (X-ray)

Introduction

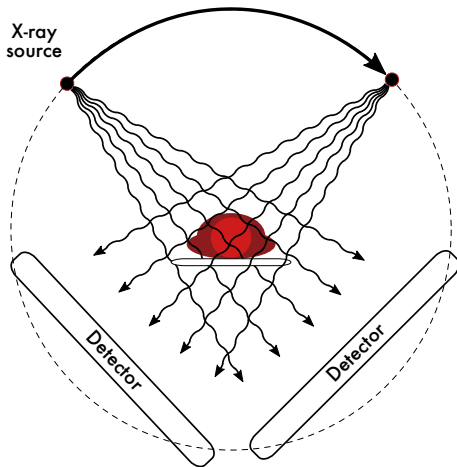
T. Maugey

About Digital Images

Digital Image Processing

Course Overview

Reference



Fusion of the different captures in order to reconstruct a volume
X-ray images



Example of CT imaging

Introduction

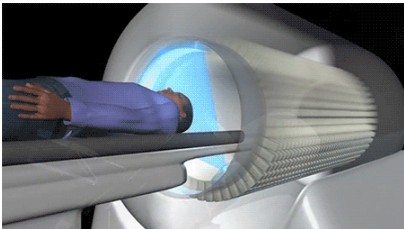
T. Maugey

About Digital
Images

Digital Image
Processing

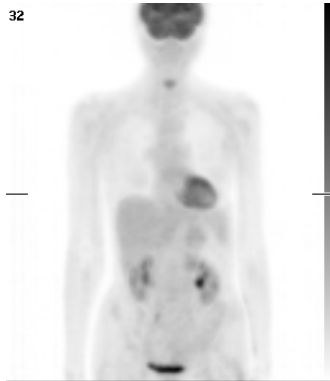
Course Overview

Reference



Scanner

32



3D X-ray image



UV imaging ($10^{-8} < \lambda < 4 \cdot 10^{-7}$ m)

Introduction

T. Maugey

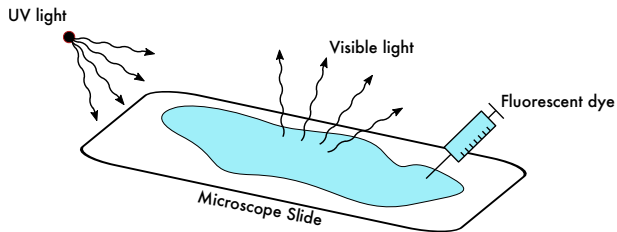
About Digital
Images

Digital Image
Processing

Course Overview

Reference

Fluorescent microscopy





Examples of UV images

Introduction


T. Maugey

About Digital
Images


Digital Image
Processing

Course Overview


Reference



Microscope



Lighted slide



Under a UV light



Effect of sun cream



Visible imaging ($4 \cdot 10^{-7} < \lambda < 7 \cdot 10^{-7}$ m)

Introduction

T. Maugey

About Digital
Images

Digital Image
Processing

Course Overview

Reference

- Professional digital cameras
- Smartphone digital cameras
- Microscopy
- Remote sensing (satellite)
- Biometric
- Spherical imaging
- HDR
- Computational Imaging
- ...



IR imaging ($7 \cdot 10^{-7} < \lambda < 10^{-3} \text{ m}$)

Introduction

T. Maugey

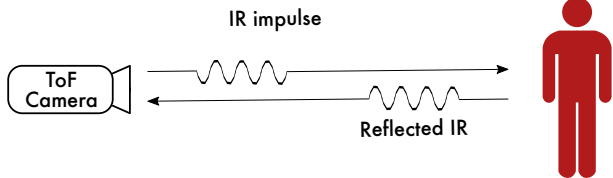
About Digital
Images

Digital Image
Processing

Course Overview

Reference

Time of flight cameras measure the delay of the reflection and deduce the distance.



Same with structured light (e.g., Kinect camera)



Examples of IR imaging

Introduction


T. Maugey

About Digital
Images

Digital Image
Processing

Course Overview

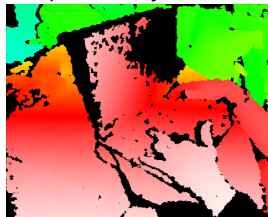
Reference



ToF depth map



IR pattern by Kinect2



Estimated Depth Map



Microwave imaging ($7 \cdot 10^{-3} < \lambda < 10^0$ m)

Introduction

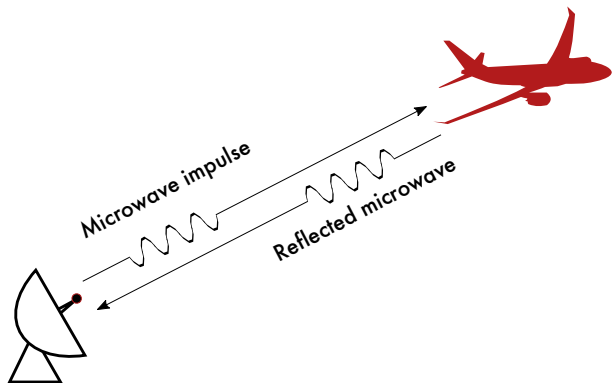
T. Maugey

About Digital
Images

Digital Image
Processing

Course Overview

Reference





Example of Microwave images

Introduction

T. Maugey

About Digital
Images

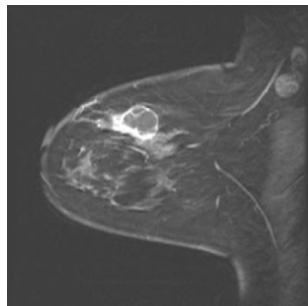
Digital Image
Processing

Course Overview

Reference



Radar image



Medical Microwave measurement



Radio-band imaging ($10^0 < \lambda < 10^3$ m)

Introduction

T. Maugey

About Digital
Images

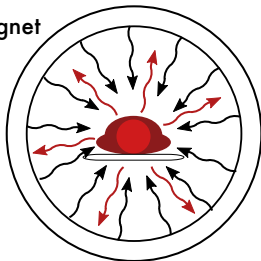
Digital Image
Processing

Course Overview

Reference

Magnetic Resonance Imaging (MRI)

Magnet





Not Electro-Magnetic images

Introduction

T. Maugey


About Digital
Images

Digital Image
Processing

Course Overview

Reference

Sound

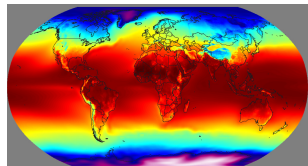


Sonar

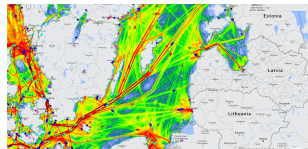


Ultra-sound

Data-driven



Temperature Map



Baltic Sea Traffic Map



Table of Contents

Introduction

T. Maugey

About Digital
Images

Digital Image
Processing

Course Overview

Reference

- 1 About Digital Images
- 2 Digital Image Processing
- 3 Course Overview
- 4 Reference



What's Digital Image Processing?

Introduction

T. Maugey

About Digital Images

Digital Image Processing

Course Overview

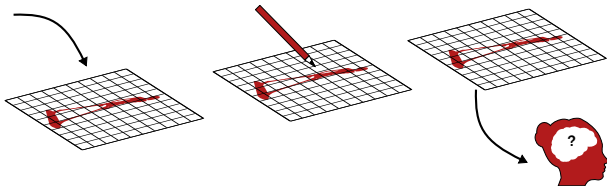
Reference

The use of computer algorithms on Digital Imaging, in order to perform various tasks:

Acquisition
Representation

Editing

Perception
Understanding





Acquisition / Representation

Introduction

T. Maugey

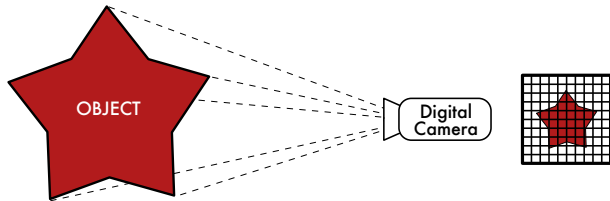
About Digital
Images

Digital Image
Processing

Course Overview

Reference


- Projection model
- Calibration



- Transform / Sparse representation
- Compression
- Compressive sensing



Denoising - Restoration




[IRISA Team-project VISTA (now Fluminance and SERPICO)]

[C. Kervrann, J. Boulanger. "Local adaptivity to variable smoothness for exemplar-based image denoising and representation". Int. J. Computer Vision, 2007.]



Super Resolution



[IRISA Team-project SIROCCO]

[J. C. Ferreira, D. Le Meur, C. Guillemot, E. A. B. da Silva and G. A. Carrijo, "Single image super-resolution using sparse representations with structure constraints," 2014 IEEE International Conference on Image Processing (ICIP), Paris, 2014, pp. 3862-3866.]



Inpainting



[IRISA Team-project SIROCCO]

[Christine Guillemot, Olivier Le Meur. Image inpainting: Overview and recent advances. IEEE Signal Processing Magazine, Institute of Electrical and Electronics Engineers, 2014.]



Color Transfer



Input image



Reference image



Result

[IRISA Team-project PERCEPT]

[Hristova, Hristina and Le Meur, Olivier and Cozot, Remi and Bouatouch, Kadi (2015). Style-aware robust color transfer, Expressive 2015]



Editing - Modification

Introduction

T. Maugey


About Digital
Images

Digital Image
Processing

Course Overview

Reference

Style Transfer



[L. A. Gatys, A. S. Ecker and M. Bethge, "Image Style Transfer Using Convolutional Neural Networks," 2016 IEEE Conference on Computer Vision and Pattern Recognition (CVPR), Las Vegas, NV, 2016, pp. 2414-2423.]



Perception/Understanding

Introduction

T. Maugey


About Digital
Images

Digital Image
Processing

Course Overview

Reference

- Attribute
 - Segmentation
- Object detection
- Understanding
 - Classification
- User's perception modeling



[IRISA Team-project SIROCCO]

[Matthieu Hog, Neus Sabater, Christine Guillemot. Light Field Segmentation Using a Ray-Based Graph Structure. European Conference on Computer Vision - ECCV, Oct 2016,]



The great potential of Deep Learning

Introduction

T. Maugey


About Digital
Images

Digital Image
Processing

Course Overview

Reference

Image synthesis from sketches:



[Chen, S. Y., Su, W., Gao, L., Xia, S., Fu, H. (2020). DeepFaceDrawing: deep generation of face images from sketches. ACM Transactions on Graphics (TOG), 39(4), 72-1.]



The great potential of Deep Learning

Introduction

T. Maugey


About Digital
Images

Digital Image
Processing

Course Overview

Reference

Scene rendering from reflections:



[Park, J. J., Holynski, A., Seitz, S. (2020). Seeing the World in a Bag of Chips. arXiv preprint arXiv:2001.04642.]



Table of Contents

Introduction

T. Maugey

About Digital
Images

Digital Image
Processing

Course Overview

Reference

- 1 About Digital Images
- 2 Digital Image Processing
- 3 Course Overview**
- 4 Reference



Flow of the course

Introduction

T. Maugey

About Digital
Images

Digital Image
Processing

Course Overview

Reference

How digital images are acquired and represented?

- **0:** Introduction
- **1:** Projection models for perspective and spherical cameras
- **2:** Pixel organisation/representation (2D image, 360° , Light fields)
- **3:** Color representation
- **4:** Transforms and dictionaries

Basics of digital image processing

- **5:** Filtering
- **6:** Advanced Filtering
- **7:** Basics on Deep learning

Advanced image processing tools

- **8:** Inpainting, Super-resolution
- **9:** focus of your choice
- **10:** Perception



Evaluation

Introduction

T. Maugey

About Digital
Images

Digital Image
Processing

Course Overview

Reference

Written exam (6th Nov): article analysis (with authorized lecture notes)

Oral exam (8th Nov): summary and presentation of an article



Table of Contents

Introduction

T. Maugey

About Digital
Images

Digital Image
Processing

Course Overview

Reference

- 1 About Digital Images
- 2 Digital Image Processing
- 3 Course Overview
- 4 Reference



References

Introduction

T. Maugey

About Digital
Images

Digital Image
Processing

Course Overview

Reference

- Jain, A. K. (1989). Fundamentals of digital image processing. Englewood Cliffs, NJ: Prentice Hall,.
- Gonzalez, R. C., and Woods, R. E. (2002). Digital image processing.
- <http://www-percept.irisa.fr/>
- <https://team.inria.fr/sirocco/>